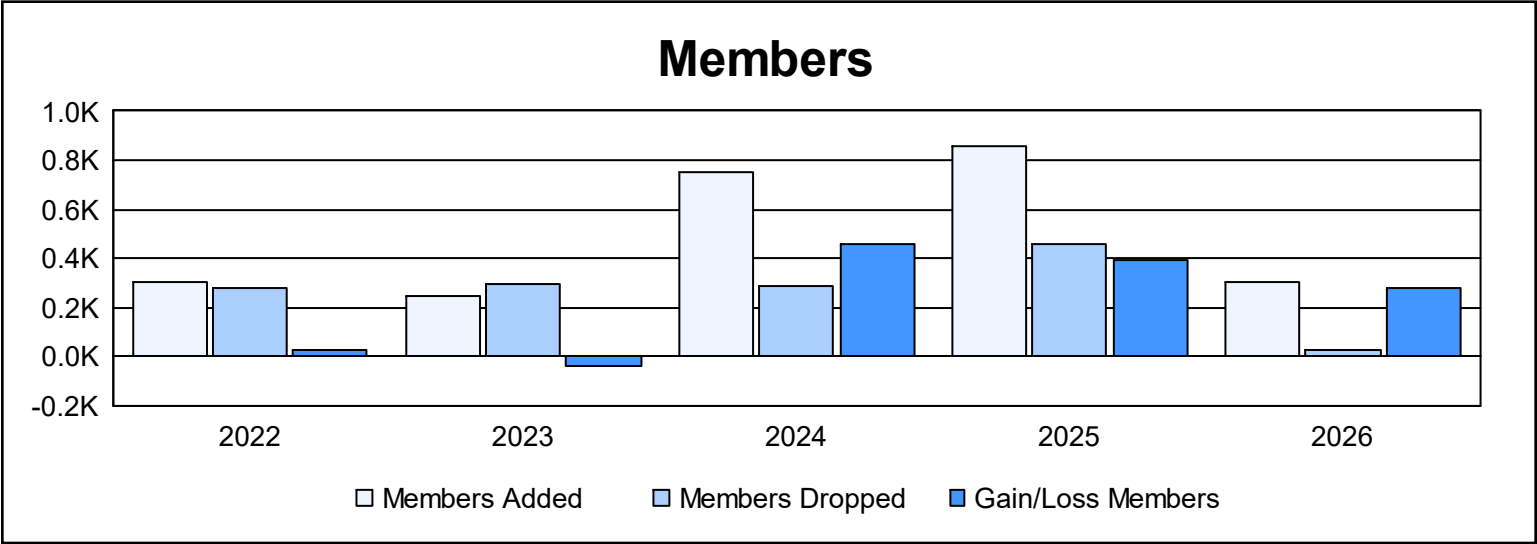
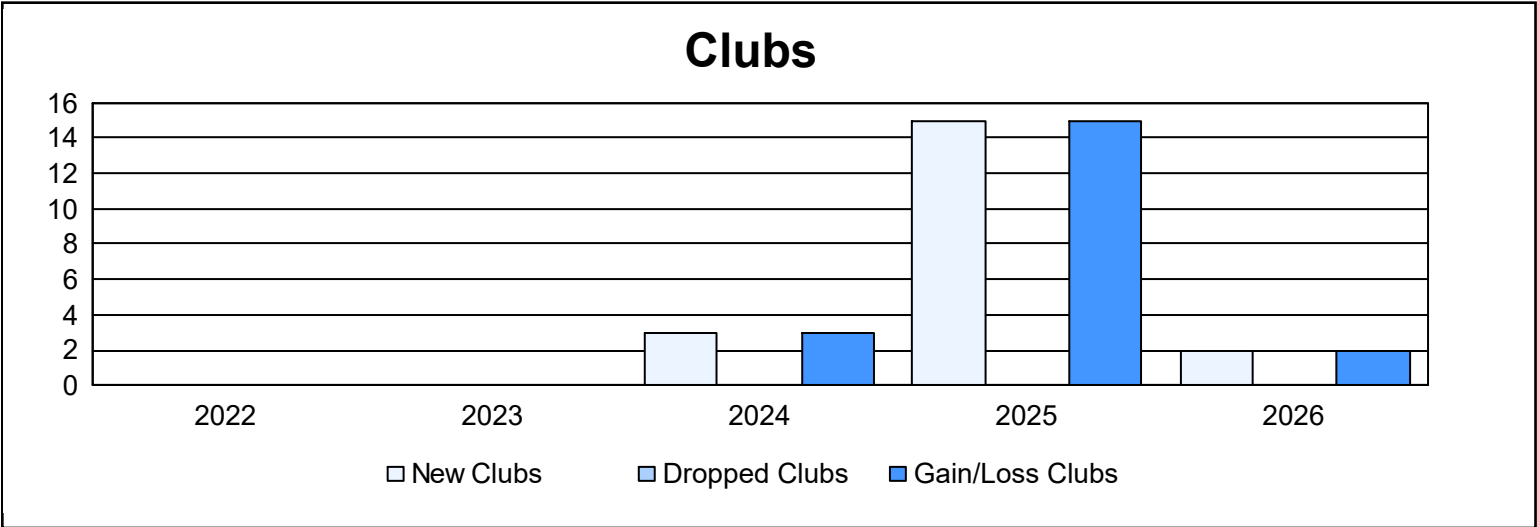
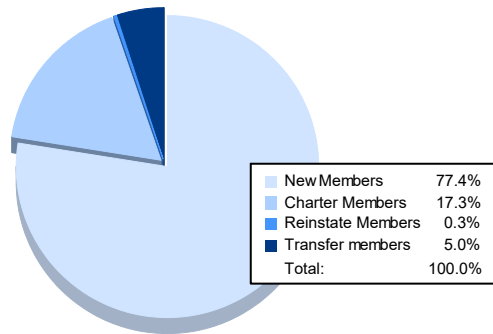


| Year | New Clubs | Dropped Clubs | Gain/ Loss Clubs | New Members | Charter Members | Reinstate Members | Transfer Members | Total Member Added | Total Members Dropped | Gain/ Loss Members |
|-----------|-----------|---------------|------------------|-------------|-----------------|-------------------|------------------|--------------------|-----------------------|--------------------|
| 2021-2022 | 0 | 0 | 0 | 277 | 12 | 4 | 10 | 303 | 277 | 26 |
| 2022-2023 | 0 | 0 | 0 | 217 | 11 | 6 | 16 | 250 | 292 | -42 |
| 2023-2024 | 3 | 0 | 3 | 645 | 69 | 23 | 14 | 751 | 291 | 460 |
| 2024-2025 | 15 | 0 | 15 | 417 | 408 | 22 | 10 | 857 | 460 | 397 |
| 2025-2026 | 2 | 0 | 2 | 233 | 52 | 1 | 15 | 301 | 25 | 276 |
| Average | 4 | 0 | 4 | 358 | 110 | 11 | 13 | 492 | 269 | 223 |



Membership Composition September 2025 Cumulative



Gender Composition September 2025 Cumulative

